

Monthly Financial Management Report (Activity and Sub-Activity wise)

Sub-component 1.2


Government Funded and Government Aided Institution


For the month of December, 2013

Name of the CFI: Motilal Nehru National Institute of Technology Allahabad


(Rs. in lakhs)

Activities	Total funds received till date	Category of expenditure (Head of expenditure)	Sub-Activity	Cumulative Exp. Up to previous month of reporting since inception	Exp. During the reporting month	Total cumulative expenditure upto reporting month	Committed Expenditure upto 31-01-2014	Expenditure in pipeline till on 31-03-2014	Remarks
(1)	(2)	(3)	(4)	(5)	(6)	(7 = 5 + 6)	(8)	(9)	(10)
Procurement of goods (equipment, furniture, books, LR's, software and minor items) and civil works for improvement in teaching, training and learning facilities		Procurement	Expenditure on ICT enabled learning, related softwares & hardware.	--	--	0.00	--	--	--
			Expenditure on New laboratory for new PG programs	--	--	0.00	--	--	--
			Expenditure on New laboratory for existing PG programs	--	--	0.00	--	--	--
			Expenditure on Existing laboratories modernized/Strengthened	--	--	0.00	--	--	--
			Expenditure on Library i.e. books,e-books, journals, e-journals course specific softwares	9.95	--	9.95	--	131.96	--
			Expenditure on membership of online journals & consortium	--	--	0.00	--	--	--
			Expenditure on digitally/virtually accessible courses/subjects	--	--	0.00	--	--	--
			Expenditure on Modernising Classrooms	--	--	0.00	--	--	--
			Expenditure on Procurement of Equipments etc. for Institutes/ TEQIP unit.	9.03	5.63	14.66	36.75	312.78	--
			Expenditure on Civil Work	--	--	0.00	--	37.50	--
Others. (Specify if Material)- Consultancy Services	0.57	--	0.57	--	--	--			
<b>Total</b>				<b>19.55</b>	<b>5.63</b>	<b>25.18</b>	<b>36.75</b>	<b>482.24</b>	<b>0.00</b>
Provide Teaching and Research Assistantships for significantly increasing enrolment in existing and new Masters and Doctoral programmes in Engineering disciplines	200.00	Assistantships	Expenditure on Masters students enrolled with TEQIP teaching assistantship	--	--	0.00	--	--	--
			Expenditure on PhD Students enrolled with TEQIP research assistantship	20.00	--	20.00	--	126.84	--
			Others. (Specify if Material)	--	2.00	2.00	--	--	--
			<b>Total</b>	<b>20.00</b>	<b>2.00</b>	<b>22.00</b>	<b>0.00</b>	<b>126.84</b>	<b>0.00</b>
Enhancement of R & D and institutional consultancy activities		R&D	Expenditure incurred on Research projects taken by UG & PG students	20.00	--	20.00	--	45.00	--
			Expenditure incurred on research publications in engineering in refered journals	--	--	0.00	--	--	--
			Expenditure on Organising Conferences for R & D Topics	--	--	0.00	--	41.00	--
			Expenditure on Patenting of Research Products	--	--	0.00	--	10.00	--
			Others. (Specify if Material): Innovative Research Projects	25.00	--	25.00	--	26.00	--
<b>Total</b>				<b>45.00</b>	<b>0.00</b>	<b>45.00</b>	<b>0.00</b>	<b>122.00</b>	<b>0.00</b>

  
Nodal Officer (Finance)-TEQIP-II  
10/1/14

  
Coordinator TEQIP-II  
Motilal Nehru National Institute of Technology  
Allahabad

Activities	Total funds received till date	Category of expenditure (Head of expenditure)	Sub-Activity	Cumulative Exp. Up to previous month of reporting since inception	Exp. During the reporting month	Total cumulative expenditure upto reporting month	Committed Expenditure upto 31-01-2014	Expenditure in pipeline till on 31-03-2014	Remarks
Faculty and staff development for improved competence		FSD	Expenditure on Faculty with B Tech enrolled for M Tech against total B Tech faculty	--	--	0.00	--	--	--
			Expenditure on Faculty with M Tech enrolled for PhD in engineering against total M Tech faculty	--	--	0.00	--	--	--
			Expenditure on faculty members attended training in subject domain	17.76	--	17.76	--	152.88	--
			Expenditure on faculty members attended pedagogical training	2.84	--	2.84	--	5.00	--
			Expenditure on organising inhouse subject area training Programs/ Workshops/ seminars / conferences / continuing education programs.	15.97	--	15.97	2.00	24.00	--
			Expenditure on participation by faculty in Seminar/ Conferences/ workshop etc.	0.55	--	0.55	1.00	24.00	--
			Expenditure on staff development Others. (Specify if Material)	-- --	-- --	0.00 0.00	-- --	10.00 --	-- --
<b>Total</b>			<b>37.12</b>	<b>0.00</b>	<b>37.12</b>	<b>3.00</b>	<b>215.88</b>	<b>0.00</b>	
Enhanced interaction with Industry		I-I-I- Cells	Expenditure on academic Programs i.e. MTech/PhD etc. with industry	--	--	0.00	--	--	--
			Expenditure on short term programs with industry	1.21	--	1.21	--	--	--
			Expenditure on academic networking with other institutions	0.73	0.00	0.73	--	--	--
			Expenditure incurred on Campus placements (UG & PG)	--	--	0.00	--	--	--
			Expenditure on UG Students attended industrial internship Others. (Specify if Material) Education Tour for UG & PG students	-- 3.58	-- --	0.00 3.58	-- --	-- --	-- --
<b>Total</b>			<b>5.52</b>	<b>0.00</b>	<b>5.52</b>	<b>0.00</b>	<b>0.00</b>	<b>0.00</b>	
Institutional Management Capacity enhancement		Capacity development	Expenditure on Sr. Officials & Sr. faculty attended management development training	--	--	0.00	--	--	--
			Others. (Specify if Material)	--	--	0.00	--	--	--
<b>Total</b>			<b>0.00</b>	<b>0.00</b>	<b>0.00</b>	<b>0.00</b>	<b>0.00</b>	<b>0.00</b>	
Implementation of Institutional academic reforms		Reforms	Expenditure on accreditation fee for NBA	74.50	--	74.50	--	15.00	--
			Expenditure incurred on Autonomous Institution status concurred by UGC	--	--	0.00	--	--	--
			Expenditure on Curricula revision/restructuring	0.86	--	0.86	--	6.00	--
			Others. (Specify if Material)	--	--	0.00	--	--	--
<b>Total</b>			<b>75.36</b>	<b>0.00</b>	<b>75.36</b>	<b>0.00</b>	<b>21.00</b>	<b>0.00</b>	
Academic support for weak students		Student support	Expenditure on students transition from first year to second year of UG Programs (clearing all subjects /courses of 1st year in first attempt)	13.96	--	13.96	--	5.00	--
			Others. (Specify if Material) Remedial Classes	--	--	0.00	--	27.00	--
<b>Total</b>			<b>13.96</b>	<b>0.00</b>	<b>13.96</b>	<b>0.00</b>	<b>32.00</b>	<b>0.00</b>	
Incremental operating cost		IOC		29.73	4.67	34.40	9.50	90.00	--
<b>200.00</b>		<b>GRAND TOTAL</b>		<b>246.24</b>	<b>12.30</b>	<b>258.54</b>	<b>49.25</b>	<b>1089.96</b>	<b>0.00</b>

  
 Nodal Officer (Finance)-TEQIP-II 01/11/14

R. K. Srinivasan  
 10/11/14  
 Coordinator TEQIP-II  
 Motilal Nehru National Institute of Technology  
 Allahabad